

# Lesson Planning 101

*Allies for Immigrants ESOL Corps*

Tuesday, February 26

6:00 -7:30 PM

Facilitator: Diana Satin

Training and Technical Assistance Coordinator, ENB

[dsatin@englishfornewbostonians.org](mailto:dsatin@englishfornewbostonians.org)

617.982.6865

Resources: <https://a4itutor.weebly.com/>

# Agenda

- Introductions
- Your Questions
- Lesson Planning Basics
- Plan a Lesson
- Your Next Steps
- Evaluation

# Introductions

- Name
- Role
- Program
- Icebreaker: If you could have an endless supply of your favorite food, what would you choose?



Hello  
my name is

# **You and Your Needs**

# Your Questions



# Lesson Planning 101

# Why Lesson Plan?


Helps you think about what to do in class.

Helps you think about what each student needs.

Provides opportunities for you to build your skills.

Take a look at [Specimen 1](#)

Next: Let's develop a [lesson plan](#) together!



# 1. Learning Objectives

What knowledge/skills are important for my students to know/be able to do? (Base this on student goals and class curriculum.)

## **Unclear:**

Learn about symptoms of illnesses

Become familiar with calling in sick to work

## **Clear:**

Describe 3 symptoms for an illness

Name 2 acceptable and 2 unacceptable reasons for calling in sick to work; use simple statements to call in sick to work



## 2. Assessment

Assessments give information as to whether students have mastered the skills or knowledge in the learning objectives.

### EXAMPLES OF "AUTHENTIC" TASKS & ASSESSMENTS

- Making audio tapes to practice/check fluency
- Anecdotal records of outside work
- Book reports\*
- Drawings and diagrams
- Favorite authors report
- Field trip reports
- Interviews
- Inventories of workplace items
- Investigations or research
- Journals


## 2. Assessment

Making products that relate to practical needs are great!

Examples:


- Job interview role play [video](#)
- Writing about jobs [document](#)

Your assessment tonight...a draft lesson plan!



# 3. Activities

1. Warm up - Students briefly review main points of previous related lesson.
2. Opening activity - What do students already know related to today's topic?
3. Main activity - supports objectives and sets students up to succeed on assessment. Include variations to meet students' learning needs - higher/lower levels. Include timing - TIP: longer than you think.



# 3. Activities


- **Ice breakers:** building trust; orienting newcomers; sharing knowledge and experiences.
- **Boardwork or newsprint:** introducing content, collecting responses; student and teacher demonstrations of writing or math.
- **Modeling:** demonstrating a process; sharing examples of good written work or, conversely, common challenges.
- **Intervention:** stepping into an ongoing process to facilitate, resolve impasses.
- **Drills:** direct teaching sight words, critical symbols (e.g. for poisonous substance), multiplication tables,
- **Small group work:** performing tasks or solving problems together, perhaps grouping by skill level; practicing roles, such as reporter or facilitator.

# 4. Wrap Up/Reflection

Students...

- consolidate learning
- acknowledge their progress
- think about how they can use what they've learned

And for you: gives you a sense of where to go next



# Workshop a Lesson

- In pairs, adapt at least one skill or activity in our lesson plan for your students.
- OR choose a lesson from your program's material to adapt as above.

.

Be ready to share with the group.

- A template for you: handout or digital:  
[tinyurl.com/a4ilptemplate](https://tinyurl.com/a4ilptemplate)

# Challenges and Solutions

- lots of talking, offshoots of topics - can use for next lesson as follow-up; can continue with offshoots
- latecomers: begin with speaking, e.g., 'telephone' story, small group work with simple instructions

For more:

[What Every Teacher of Adult ESL Students Needs to Know](#)

# Materials

Lessons to go:

- [REEP](#)
- [ATLAS ACES](#) - longer, more involved lessons

Materials to use for lessons:

- [Allies for Immigrants tutor blog](#)
- [Minnesota Literacy Council](#) - Online Tools section
- [Fun projects!](#)
- [25 Ideas for Using WhatsApp](#) - or other such apps

For a deep dive, and objectives to build lessons from:

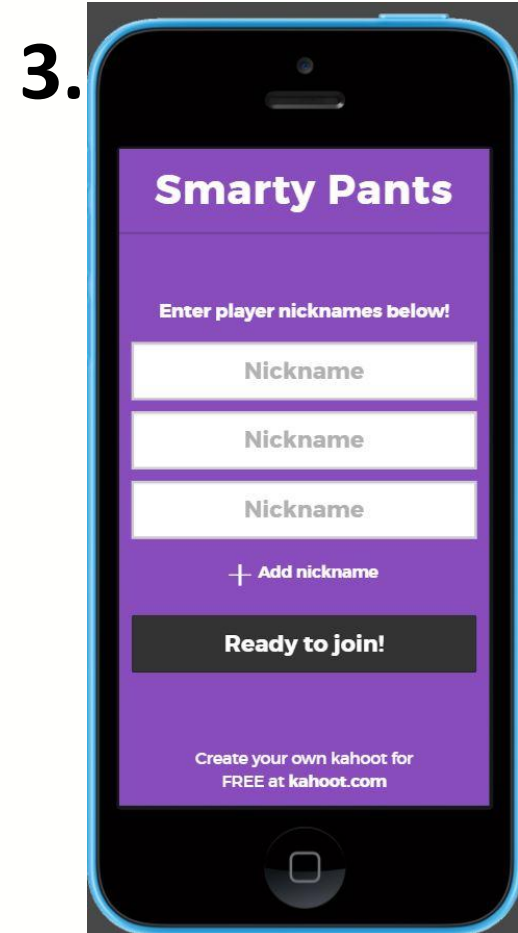
- [MA ESOL Curriculum Frameworks](#) - P 71

More on lesson planning:

- [SABES-ACLS Lesson Planning Resource Guide](#)



# Workshop Review



# Wrap Up

Your next steps?

Evaluation: [tinyurl.com/enbworkshopeval](http://tinyurl.com/enbworkshopeval)

Today's resources: <https://a4itutor.weebly.com/>

Thank you!

